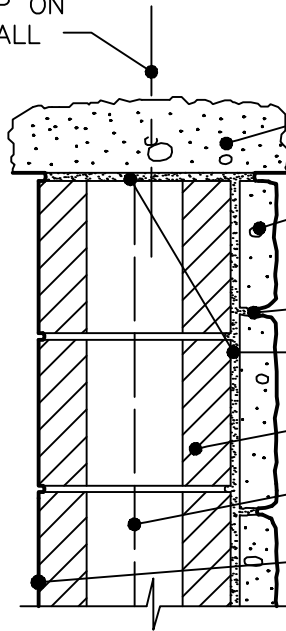


CENTER CAP ON
FINISHED WALL



K2 STONE[®]
CAPSTONE

K2 STONE[®]

MORTAR JOINT

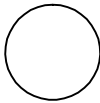
MORTAR SETTING BED

CMU WALL

REBAR WHERE
OCCURS

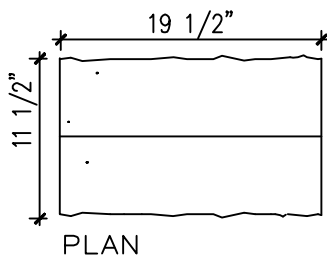
FINISH PER SCHEDULE

K2 STONE[®]
WALL CAP

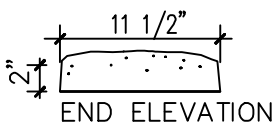


SCALE: 1 1/2" = 1'-0"

issued 12/02/2008



PLAN



END ELEVATION



SIDE ELEVATION

WALL CAP PROFILE